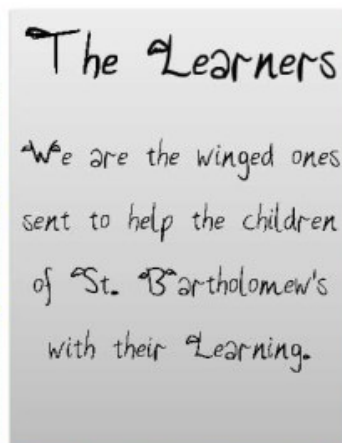


Our Visible Learning Characters – ‘The Learners’

When teaching and learning are “visible” – that is, when it is clear what teachers are teaching and what students are learning, student achievement increases. John Hattie

We have worked with the illustrator ‘Jon Lander’ to create 7 characters that we can use with the children to help them with their learning.



The Learners

We are the winged ones sent to help the children of St. Bartholomew's with their Learning.

The Learners are to be promoted in class and around the school at all times.

- When children use a Learner, children are to put their photo on top of the learner poster, draw an arrow from their picture and write on the board why they have got this (adults do this in KS1).
- A record of who gets which Learner and why goes into a book and the child receives a Learner sticker.
- These displays are changed half-termly.

We wouldn't be good at our maths and literacy because they help us question our work. We wouldn't improve our work. If we didn't have the learners and you wanted feedback then you couldn't have it because there would be no-one to help us.

The Questioner



She has a fascination with learning and is always seeking the answer to her own questions.


Help you to learn. They are very special. I really like being a learner because they are so exciting. My daddy works on the buses. My daddy thinks on the buses, what is the traffic doing. He is the Thinker. They are magic. We will know everything.

Reception




My favourite is the 'Listener'
because your friends can help you.
He helps you to listen to friends –
they are not being mean – they are
being more specific than that.
Helping you by telling you that you
can do better than that. Feedback.

Year 1



They help me improve my learning and instead of my old work (which isn't as good as my new work thanks to the Perseverer because I never give up), and leaving it without checking, I now polish it and question it. If you work in a group with different types of people then you will get different feedback from each person. The more feedback you get, then you realise what you're doing well and what you need to work on. You can learn from your mistakes. Year 5



We ran a competition to design our 7th Learner. It was won by a child in Y2 and he is the 7th Learner in the picture.



I use them in my maths. I never ask anyone to help me because I use the Explorer. Whenever I start working I just use them because they are everywhere. It's a habit now. I have the poster at home too and before I sleep, I look at them. Sometimes I dream of them.

Year 6



She is an adventurer, a discoverer and is curious about the world.

I used the 'Polisher' because when we were writing about 'Toby and the Great Fire of London', I hadn't used speech marks so I went back and put them in.

Year 2



He is an editor who reviews his learning and then makes it even better.