



These activities and ideas are based around the books “The Dinosaur that Pooped a Planet” and “The Dinosaur that Pooped the Past”

By Tom Fletcher
and
Dougie Poynter.

**All activities could be done
without the book!**



Off we Go!

First things first we need a rocket to help Danny and Dinosaur get into space.

Design your own space rocket and get ready for count down!

Starting With a Story

Talking Together

Gather things from around your house to make your own rocket. Tubes, cups, cereal boxes and think about the shapes you would want to create. (You could use any objects around your house like before.) Danny has a lot of different shaped rockets to choose from!




Starting with a Story

Create your own rocket command station!

Take a cardboard box or cereal box and design your buttons!
What shapes will your buttons be? Will you have a big red circle
one like Danny?

Remember to count down from 20 to blast off!





Danny's Dinner

Danny forgets to take his
dinner for him and
Dinosaur!

Help Danny pack his
lunchbox with some healthy
choices so he doesn't go
hungry!

Starting With a Story

Lunchbox! Challenge

How many different combinations of healthy lunchboxes can you create for Danny?



Starting With a Story

Lunchbox! Challenge

What large amounts of food could you suggest to feed a
Dinosaur?

Can you think of 20 things he could eat?
(It doesn't matter how silly!)



Starting With a Story





Dino Stacking!

In “The Dinosaur that Pooped the past” A, B and C get themselves into all sorts of stacking patterns! Can you arrange your 3 dinosaurs in 5 different ways?





Starting With a Story



Starting with a Story

Can you make your shapes stack like the dinosaurs?



Start with the first one. We have 3 colours.



Starting with a Story

Use the ABC dinosaurs to help you.


Can you do another 4 different stacks?



Starting with a Story

Use the ABC dinosaurs to help you.


Can you do another 3 different stacks?



Starting with a Story

Use the ABC dinosaurs to help you.



Can you do another 2 different stacks?



Starting with a Story

Use the ABC dinosaurs to help you.

Can you do one final different stack?





Create your own Dinosaur.
You will have developed a lot
of pattern and shape skills by
now. Create your own ABC
Dinosaurs or just one big one
to poop a planet!

Starting with a Story

Make your own A, B and C Dinosaurs.

All you need is your hands and some paint! Dip your full hand in the paint and make your dino shape. Can you label your dino with how many scales, eyes, spots they have? Can you give your dinosaur a name?





Pooping Planets

That Dinosaur just keeps on pooping! Keep an eye on him! Can you tell us how many that would be?







Starting with a Story



Talking Together

Danny is worried. The Dinosaur's tummy is rumbling.

He is pooping planets! Count the planets the Dinosaur has pooped out and tell us how many there will be if he poops one more!



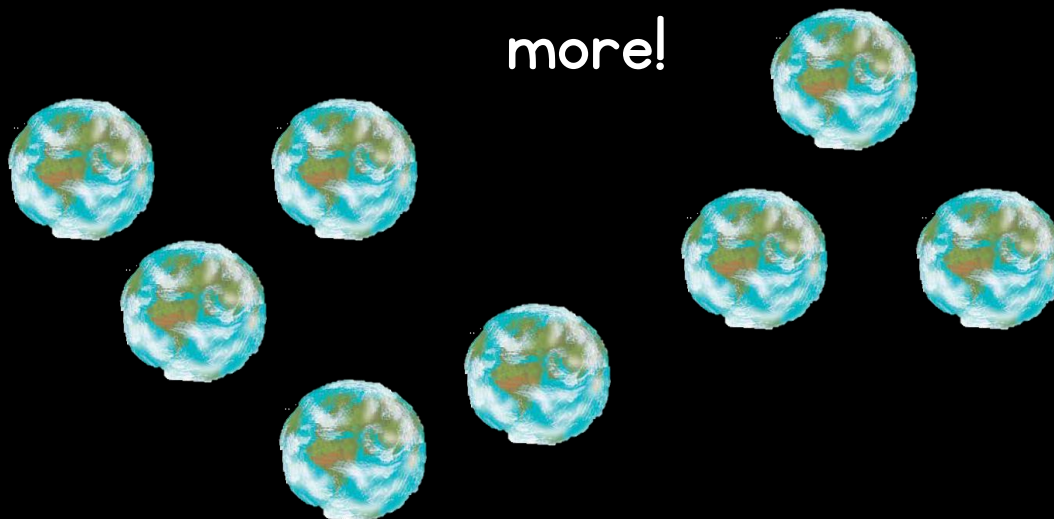
Starting with a Story



Talking Together

Danny is worried. The Dinosaur's tummy is rumbling.

He is pooping planets! Count the planets the Dinosaur has pooped out and tell us how many there will be if he poops one more!



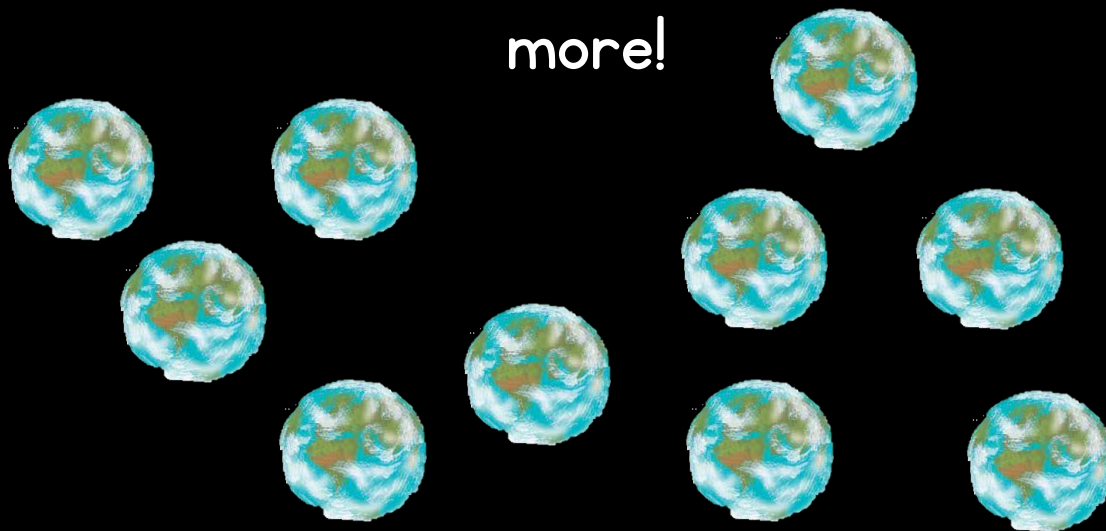
Starting with a Story

Talking Together



Danny is worried. The Dinosaur's tummy is rumbling.

He is pooping planets! Count the planets the Dinosaur has pooped out and tell us how many there will be if he poops one more!



Starting with a Story



Talking Together

Danny is worried. The Dinosaur's tummy is rumbling.

He is pooping planets! Count the planets the Dinosaur has pooped out and tell us how many there will be if he poops one more!




Starting with a Story



Talking Together

Danny is worried. The Dinosaur's tummy is rumbling.

He is pooping planets! Count the planets the Dinosaur has pooped out and tell us how many there will be if he poops one more!




Starting With a Story



Talking Together

Danny is worried. The Dinosaur's tummy is rumbling.

He is pooping planets! Count the planets the Dinosaur has pooped out and tell us how many there will be if he poops one more!



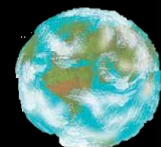

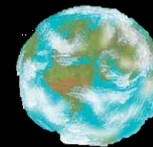















Starting With a Story



Talking Together

Oh no what else has he pooped!

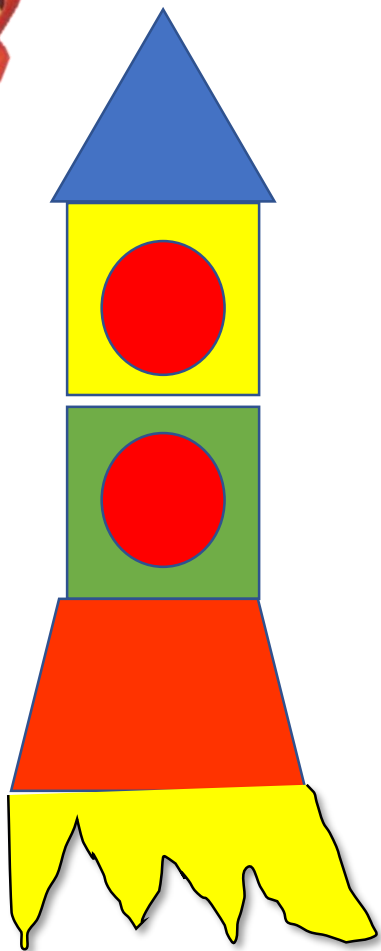
How many things
now?





Rocket Doubles Game
Solve the double problems
to make your
rocket and get all the
parts ready to set off!

Starting With a Story




Talking Together

You will need 2 dice.



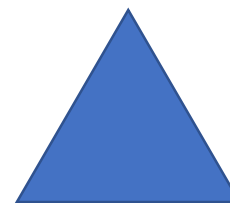




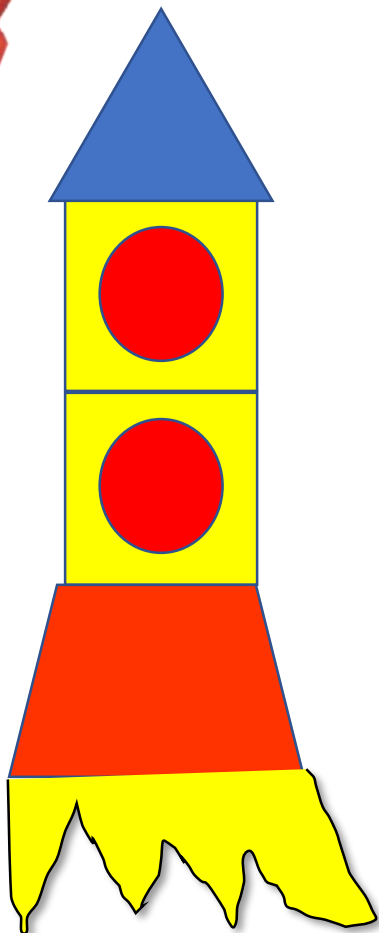
Roll the dice. See your double number.
Look at which part of the rocket you can
draw. The winner is the first person to
draw a complete rocket.

You will need to roll a six to start.
(On either of your dice.)



Starting With a Story

Talking Together





Rocket Ride!

Danny's friends have found out about his adventures into space.

They want a rocket ride but which one to choose?

Starting With a Story

Talking Together

Danny's friends want to go on a rocket ride. How many different ways can you share the children onto the 2 rockets? It doesn't have to be a fair share!



Starting With a Story

Talking Together

Danny's friends want to go on a rocket ride. How many different ways can you share the children onto the 3 rockets? It doesn't have to be a fair share!



Starting With a Story

Talking Together

More friends want to go on a rocket ride. How many different ways can you share the children onto the 2 rockets? It doesn't have to be a fair share!



Starting With a Story

Talking Together


More friends want to go on a rocket ride. How many different ways can you share the children onto the 3 rockets? It doesn't have to be a fair share!



Starting With a Story

Talking Together


More friends want to go on a rocket ride. How many different ways can you share the children onto the 2 rockets? It doesn't have to be a fair share!



Starting With a Story

Talking Together

More friends want to go on a rocket ride. How many different ways can you share the children onto the 3 rockets? It doesn't have to be a fair share!





Making Volcanos

There is a volcano that needs putting out by pooping! Make your own volcano by combining some special ingredients.

Starting with a Story

Talking Together



You will need a grown up to help you with this. When you are ready to make your volcano explode, make sure you go somewhere where it's safe to make a mess!

You will need:

Glue, Vinegar, Paper

A piece of cardboard, Tape,

Small plastic container,

Food colouring, Paint

Baking soda, Flour.

Starting with a Story

Assemble your volcano!



Glue the small container onto a square of cardboard

- Crumple up paper and place around the container so they begin to form a cone shape. Tape the paper into place.
- Mix half a cup of flour and half a cup of water together until it forms a glue like consistency – You can add more water if it is too thick.
- Rip some newspaper into strips. Dip each strip into the glue and wipe off any really gungy bits. Then start placing the strips onto the volcano shape.
- Keep on sticking strips all around until it forms the shape of a volcano.

Leave it to dry overnight.

(If you are really too excited about your volcano you can always just scrunch some paper around it!)

Starting with a Story

Talking together

Paint it so it looks like a volcano.



Now take it outside to make it explode!

- Half fill the container at the centre of the volcano with baking soda.
- Mix a little red food colouring with some vinegar.
- Now pour the vinegar into the container at the centre of the volcano!


Stand back!



Create your own planet The lost world

What will your planet look like?
Will it be one that has been
looked after or has it been
eaten by a dinosaur? Will it have
rivers or seas? Will it have
islands? This is like a large scale
map!

Starting with a Story





Guess my rule

Starting with a Story

Talking together

Guess my rule

Look at the following dinosaurs features. Why might some have been picked out to make a set? What is the rule?



Starting with a Story



Starting with a Story

Talking together

Guess my Rule



Starting with a Story

Talking together

Guess my rule





Musical McFly!

Tom and Dougie who wrote these books are part of a band. To end the week think about listening to your favourite music. Do you like McFly?

If you were in a band what would you play? Sing along to your favourite songs and tap the rhythms. This keeps your maths brains going!