








Yr 6 Jaguars Learning Activities - Week 15 - 6th July 2020

Please read through the activities with your grown-ups. Your parents/carers can send pictures of your learning or ask any questions via our email accounts:

lizsoar@st-bartholomews.brighton-hove.sch.uk

Good luck and keep in touch! We look forward to seeing what you have all been up to.

English	Maths	Topic	Motivation
<p><u>READ FOR 20 MINUTES EVERY DAY</u></p> <p>Remember to keep letting me know what you are reading. I finished ROOFTOPPERS (it was wonderful!) and I'm now reading an adult book (GASP!) by John Boyne.....do you recognise that author?!?!</p> <p><u>A PINCH OF MAGIC</u></p> <p>www.worldbookday.com/stories/a-pinch-of-magic/</p>  <p>What are your thoughts on this book?</p> <p><u>ROOT WORDS INVESTIGATION</u></p> <p>A root word is a word that can form the basis of a new word through adding prefixes or suffixes.</p>  <p>Have a go with some of these root words: CARE, COVER, FRIEND, ACT, HELP, and USE. Can you create your own ROOT WORD explosions?!</p>	<p><u>WHITE ROSE MATHS LESSONS</u></p> <p>The lessons for this week are on the website. The focus is on:</p> <ol style="list-style-type: none"> 1. Vertically opposite angles 2. Angles in triangles 3. Angles in quadrilaterals 4. Angles in polygons <p><u>Lesson 1:</u> If you don't have a protractor/angle measurer, don't worry, skip question 1 where you have to measure the angles. The rest you will be able to do. Remember opposite angles are EQUAL.</p> <p><u>Lesson 2:</u> Remember angles in triangles, ALWAYS add up to</p> <h2>180 degrees!</h2> <p><u>Lesson 3:</u> Remember for this lesson that angles in any quadrilateral add up to 360 degrees, and an isosceles triangle had 2 equal angles at the bottom (if that is the way your page is facing!)</p> <p><u>Lesson 4:</u> Is it wrong that I got excited by this lesson?! So using your knowledge of the angles in a triangle adding up to 180 degrees will help you here. Let me know how you get on!</p>	<p><u>TRANSITION PACK</u></p> <p>www.manchesterhealthacademy.org.uk/wp-content/uploads/2015/05/activities.pdf</p> <p>I hope you've managed to have a little look at this.</p> <p><u>MAP TO SECONDARY SCHOOL</u></p>  <p>Can you sketch your journey from your home to your new school in September with the directions on one sheet of paper?</p> <p>How will you travel? Some of you will have to go further than others. What are the landmarks and road names?</p> <p>How long do you think it will take you to get there? Will you be traveling with anyone you know?</p>	<p><u>LEARN THE CUP SONG AND MOVES!</u></p>  <p>This is fun! Listen to the song 'When I'm gone' from the film 'Pitch Perfect'. You can watch the video for it here:</p> <p>www.youtube.com/watch?v=cmSbXsFE3l8</p> <p>A video tutorial on how to play 'THE CUP' may help you. It can be seen here:</p> <p>www.youtube.com/watch?v=Y5kYLO6i5I</p> <p>Can you master it to the speed of the song? Send me in videos of you playing the cups! I bet you will be really good at it!</p> <p>I will attach the lyrics</p>

English	Maths	Topic	Motivation
<p><u>'THE RHYTHM OF LIFE' by Michael Rosen</u></p>  <p>Wonderful Michael Rosen has returned home recently after surviving COVID 19. I was lucky enough to meet him this year with my children at the Royal Albert Hall. His performance poetry is magnificent. I'd like you to watch him perform <u>'The Rhythm of Life'</u>, then have a go at learning it off by heart and performing it yourselves. It is very rhythmic and appreciates those little things that we sometimes don't notice around us. Enjoy ☺</p> <p>https://clpe.org.uk/poetryline/poems/rhythm-life</p> <p>www.youtube.com/watch?v=N4sCaAFkcwI</p> <p>If you want to share videos of your performances with me, please do! It will make me SMILE! Doing actions will help you to remember it.</p> <p><u>THE HOLE IN THE FENCE</u></p> <p>www.pobble365.com/the-hole-in-the-fence/</p> <p>Another bit of FREE WRITING for you. Can you continue one of the stories? There are quite a few activities to get your fabulous writing brains creating! Look in the English section for 'The hole in the fence' writing stimulus.</p>	<p><u>BBC BITESIZE LESSONS</u></p> <p>www.bbc.co.uk/bitesize/tags/zncsscw/year-6-and-p7-lessons</p> <p>Have a look at the Bitesize lessons which corresponds to the White Rose unit.</p> <p><u>TAKING ANGLES TO ANOTHER LEVEL!</u></p> <p>Check out the White Rose angle challenges I have attached to the maths section on the website. They may hurt your heads a little...sorry!</p> <p><u>FAST 10:</u></p> <p>Send in your answers to me and time yourselves.</p> <p><i>Fast 10</i></p> <ol style="list-style-type: none"> 1. $\frac{3}{4}$ of 64 2. 7 squared subtract 3 squared 3. Product of 19 and 30 4. Angles in a triangle 5. 456 divided by 4 6. £12.95 x 3 7. Faces on a triangular prism 8. Mean average of 2, 4, 9, 9 9. 30% of 12 10. 5013 - 4989 	<p><u>PORTRAIT OF A WORLD LEADER</u></p> <p>I would like you to research one of the leaders during WW2, and then have a go at doing an A4 black and white portrait of them.</p> <p>Will you choose WINSTON CHURCHILL?</p>  <p>Or a leader from another country? Mussolini, Stalin, Hitler.....the choice is yours, but make it black and white!</p> <p>Look in the TOPIC section on the class page for portrait ideas.</p>	<p>to the Cup Song – When I'm gone, on the website.</p> <p><u>THE DAILY MILE (with your family!)</u></p> <p>https://thedailymile.co.uk/at-home/</p> <p>Every week, on Monday, Wednesday and Friday there is a new activity put on this website. Take a look. Some of them look quite fun!</p>  <p><u>YOUTH SPORTS TRUST</u></p> <p>There are some fun short burst activities on here:</p> <p>www.youthsportstrust.org/60-second-physical-activity-challenges</p>

A PINCH OF MAGIC – MICHELLE HARRISON

Monday 15th June 2020- Prologue (5 minutes)

Tuesday 16th June 2020- Chapter 1 (25 minutes)

Wednesday 17th June 2020- Chapter 3 (17 minutes)

Thursday 18th June 2020- Chapter 4 (10 minutes)

Friday 19th June 2020- Chapter 5 (18 minutes)

Monday 22nd June 2020- Chapter 6 (10 minutes)

Tuesday 23rd June 2020- Chapter 7 (17 minutes)

Wednesday 24th June 2020- Chapter 8 (20 minutes)

Thursday 25th June 2020- Chapter 9 (11 minutes)

Friday 26th June- Chapter 10 (24 minutes)

Monday 29th June 2020- Chapter 11 (13 minutes)

Tuesday 30th June 2020- Chapter 12 (25 minutes)

Wednesday 1st July 2020- Chapter 13 (13 minutes)

Thursday 2nd July 2020- Chapter 14 (17 minutes)

Friday 3rd July 2020- Chapter 15 (22 minutes)

Monday 6th July 2020- Chapter 16 (10 minutes)

Tuesday 7th July 2020- Chapter 17 (30 minutes)

Wednesday 8th July 2020- Chapter 18 (26 minutes)

Thursday 9th July 2020- Chapter 19 (30 minutes)

Friday 10th July 2020- Chapter 20 (28 minutes)

Monday 13th July 2020- Chapter 21 (30 minutes)

Tuesday 14th July 2020- Chapter 22 (33 minutes)

Wednesday 15th July 2020- Chapter 23 (17 minutes)

Thursday 16th July 2020- Chapter 24 (16 minutes)

Friday 17th July 2020- Chapter 25 (10 minutes)

Monday 20th July 2020 – Chapter 26 (15 minutes)

Tuesday 21st July 2020 – Epilogue (9 minutes)

Then try to write a review or tweet the author @MHarrison13