
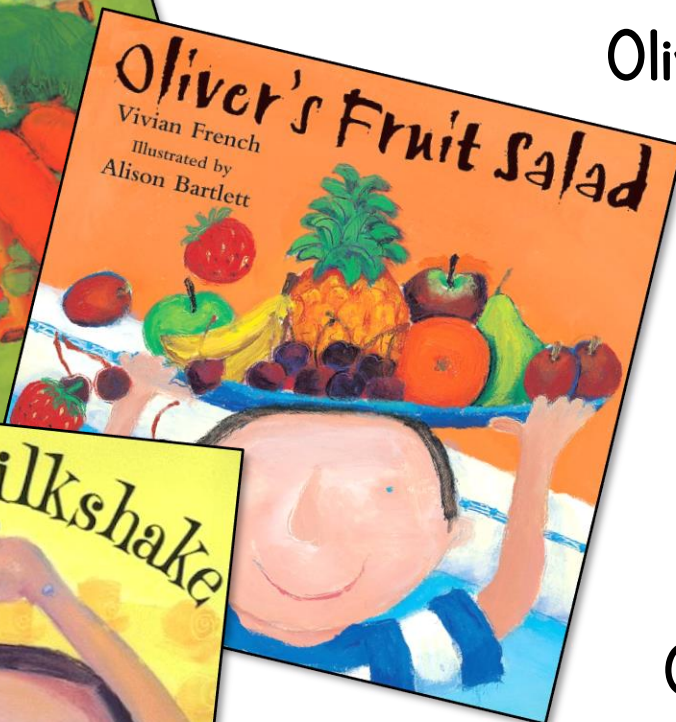





These activities and ideas are based around the “Oliver’s Vegetables” series by Vivian French.

All activities could be done without the book!



Healthy maths

Oliver only eats chips until he
spends time with his
grandad
trying new things.
That's not very
healthy.

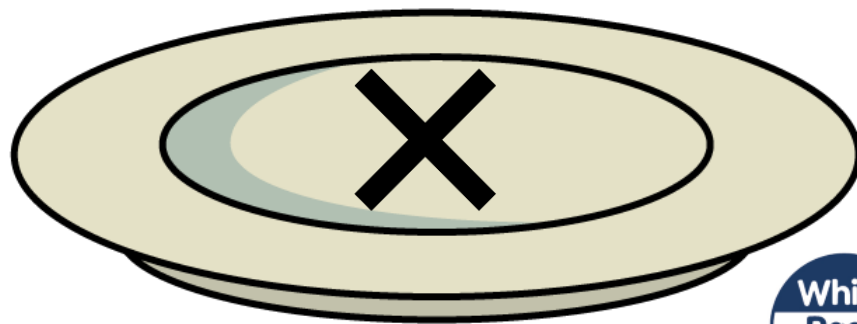
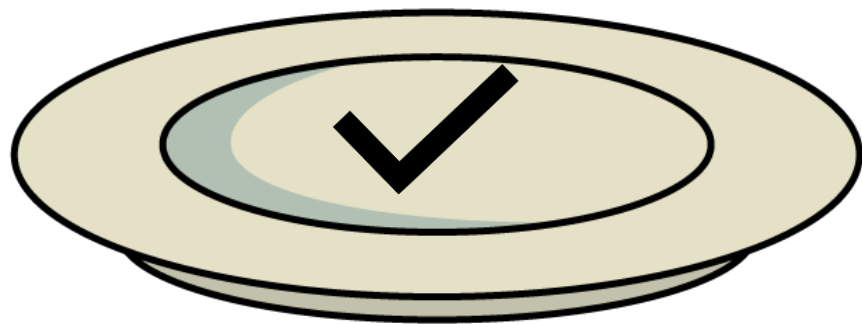
Can you do some healthy
sorting?



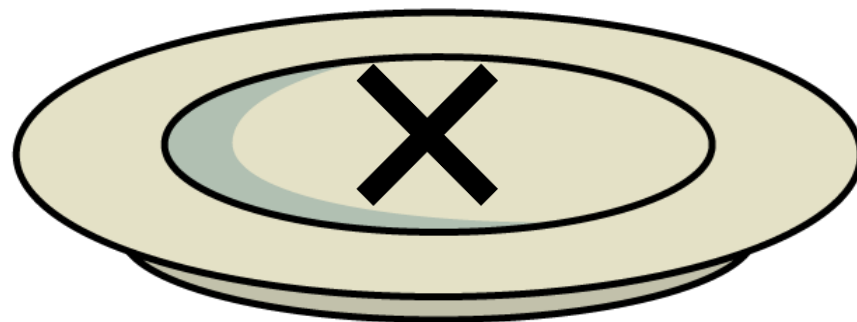
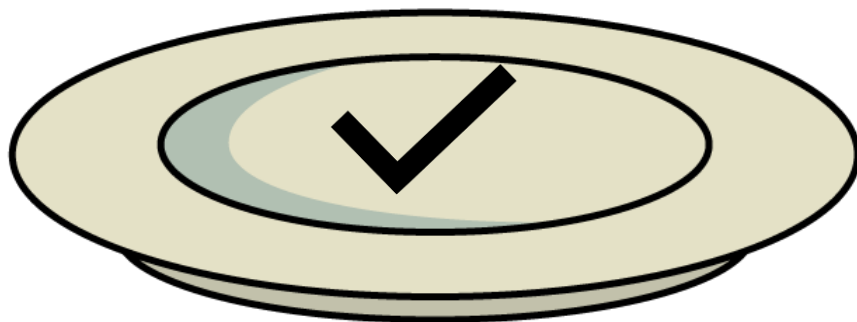



Talking Together

Your task is to sort the different foods into healthy and not healthy.

We are talking about food and drink that you shouldn't have ALL the time, foods you might have as a treat. Have a look at vegetable glue to see what happens when you don't eat your healthy vegetables!



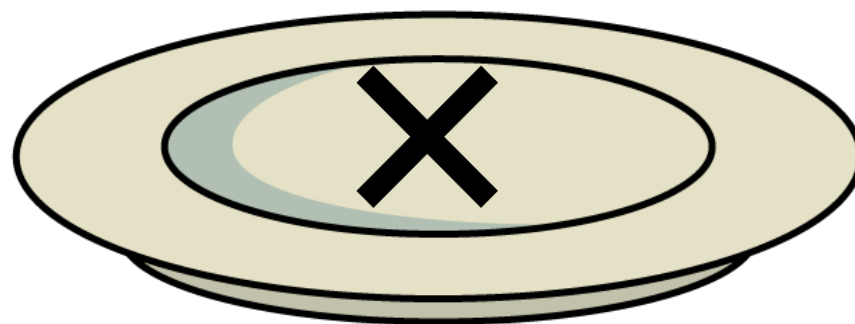
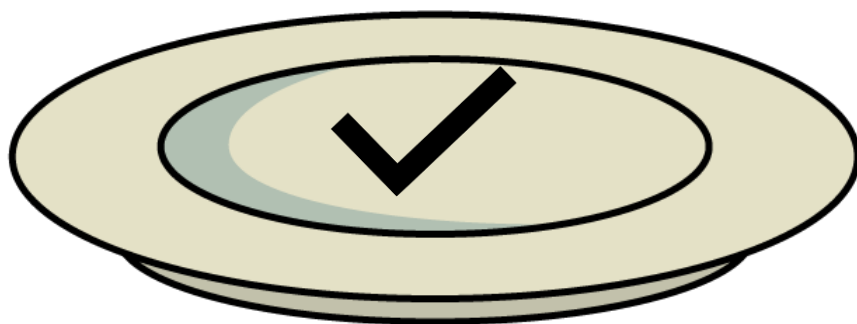



Talking Together






Starting with a Story

Reception

Talking Together

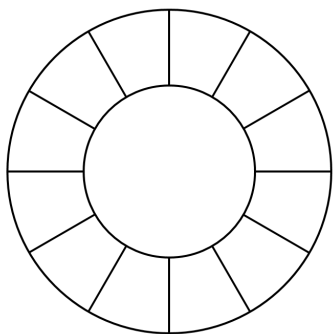




Veggie print patterns

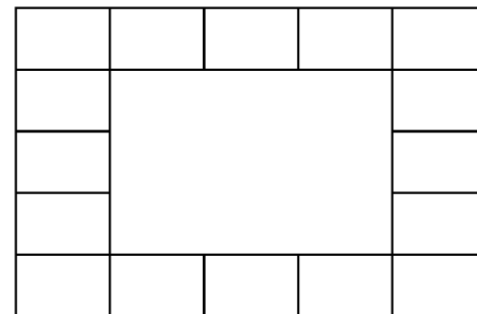
Earlier in our home learning we looked at the different prints different veggies could make. Now we want to look at more complex ideas using circular patterns and border patterns.

Starting with a Story



Talking Together

Here are some formats to use.



The circle you could look at using a plate or even a bin lid!

Does your pattern work?

Where does your pattern start?

What is your unit of repeat?


(Think about how we described these as AB at the beginning and now becoming more complex-AAB, ABCB...)

Can you change the size of your unit of repeat?

What other objects could you make your pattern around?

Talking Together

What other items could you make your circle or border patterns around?




Starting with a Story

Talking together

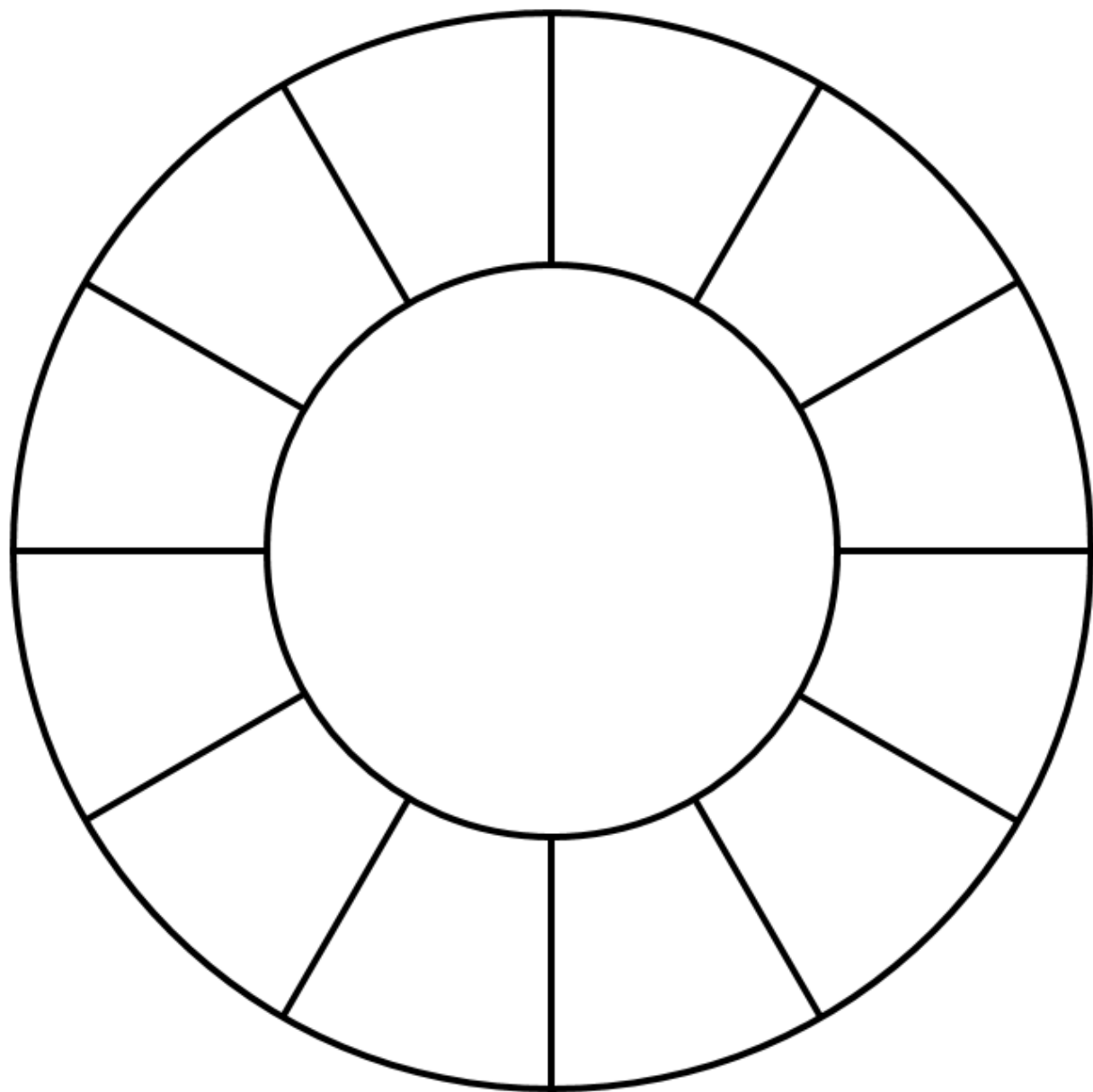
Natural resources make lovely patterns.

Many artists have been inspired by nature. Here is one by Andy Goldsworthy.



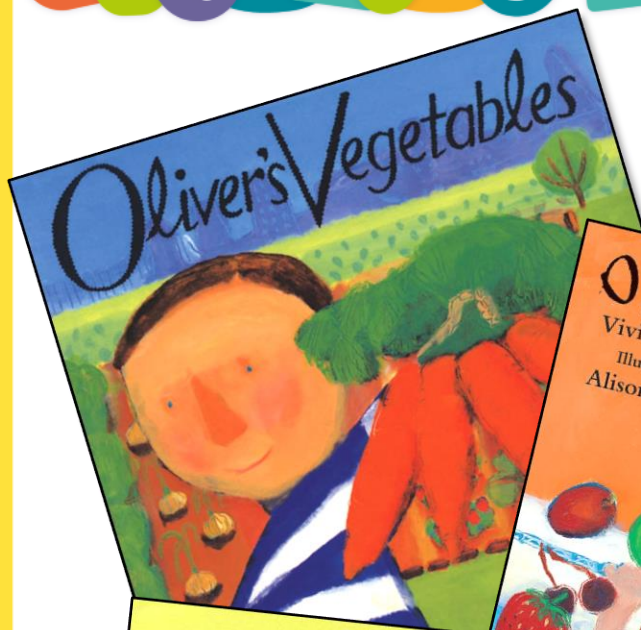
Can you be a future pattern artist?



Starting with a Story




Starting with a Story



Addition memory games


We have all been on a visit to the shops. Just like Oliver does in “Oliver’s fruit Salad” and in “The Shopping Basket”. Play your memory game with someone in your house or a group if you are lucky! How many items can you remember? How silly can you make them?

Starting With a Story



Talking Together

This memory game is based on you remembering all the items you bought by adding 1 more at a time.




It is called "I went to market" but you can change that to whatever shop you want! People tend to remember things if they are funny so experiment!

If you want to write things down that is an option if your memory needs some training! If you are in a group it sometimes helps to look at the person and what they have added to the list.

Starting with a Story


Play the game

Each person takes it in turns to add one more item to the list but they have to say all the items. Lets play!



Here is an example if 3 people were playing sat in a circle.

- 1) I went to market and I bought a red apple.
- 2) I went to market and I bought a red apple and a big pear.
- 3) I went to market and I bought a red apple, a big pear and a donkey .
- 1) I went to market and I bought a red apple, a big pear, a donkey and a pink pen.
- 2) I went to market and I bought a red apple, a big pear, a donkey, a pink pen and a dragon.
- 3) I went to market and I bought a red apple, a big pear, a donkey, a pink pen, a dragon and a jelly.



I think you get the idea!



Looking for amounts

In the series with Oliver there are many images of things to count and group.


Look at the images and see how many ways you can see the numbers.

Starting With a Story

Talking Together

How many onions? Can you see them in groups of 2?

How many flowers? Can you see them in groups of 2? How many carrots? How many strawberry bushes? Did you need to count them? How else do you see the things growing in the picture?



Starting With a Story

Talking Together

Look closely at the picture. Can you make some questions to ask a partner like we just did? How many plant pots? Do you see 10? How would you group them? How many seats have got people on them?



Starting With a Story

Talking Together

How about this picture? How do you see the flowers? In which groups? How many mini beasts did Oliver find?



Starting With a Story

Talking Together

Can you think of some sentences to describe this picture?

What about the flowers?


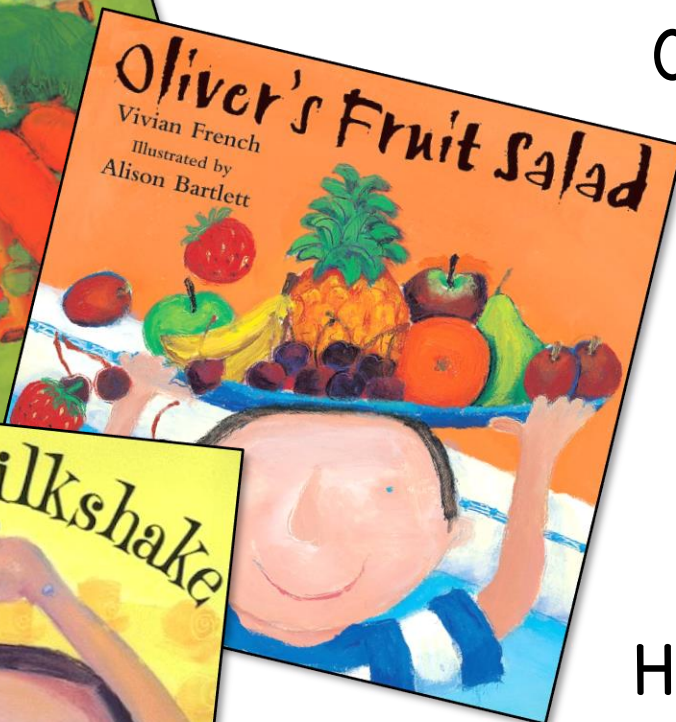



Starting With a Story

Talking Together

Can you think of some sentences to describe this picture?
The amounts are a little different to what was in the trolley!





Planting veggies!

Oliver has been very busy helping his Grandad to plant vegetables.

However.....


he has forgotten how many he has planted!
Help Oliver tell his Grandad how many more he has dug into the veggie patch!

Starting with a Story


Talking Together

Can you tell Grandad how many more Oliver has planted?


First



Then



Now



Starting with a Story


Talking Together

Can you tell Grandad how many more Oliver has planted?

First



Then



Now




Starting with a Story


Talking Together

Can you tell Grandad how many more Oliver has planted?


First



Then



Now




Starting with a Story


Talking Together

Can you tell Grandad how many more Oliver has planted?


First



Then



Now

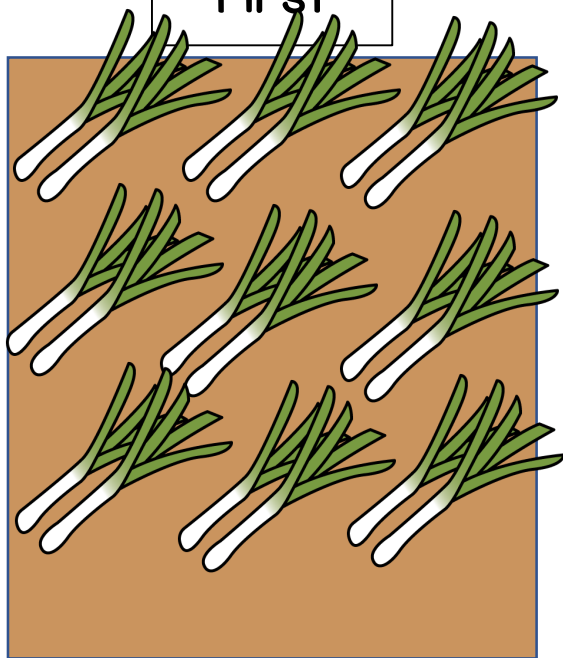


Starting with a Story


Talking Together

Can you tell Grandad how many more Oliver has planted?


First



Then



Now




Starting with a Story


Talking Together

Can you tell Grandad how many more Oliver has planted?

First



Then



Now





Guess Oliver's Rule!


Oliver has picked out
certain fruit and veggies
for a reason.

Can you guess the
rule to
why Oliver
has picked them?

Starting With a Story

Talking Together


Guess Oliver's rule. Something is the same in all of these from the garden or supermarket. Oliver will put the ones he has chosen in a hoop to show you.



Starting With a Story

Talking Together



Guess Oliver's rule. Why has he put these in the hoop?



Starting With a Story


Talking Together


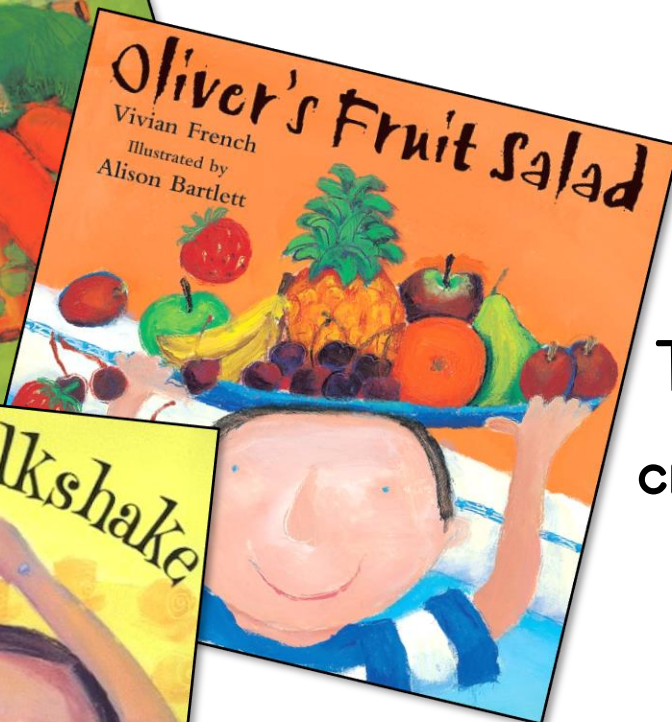

Guess Oliver's rule. Why has he put these in the hoop?



Starting with a Story

Talking Together
Guess Oliver's rule.





Counting correctly and making
labels

Oliver helps his grandad
by sorting out the
vegetables.

They have had a bumper
crop of fruit and veg this
year but

Oliver has got a bit
confused counting
them all!


Can you help him out?

Starting with a Story

Talking Together

Oliver has put a label on the crops from the garden, see if his labels are correct.

Could you make him a correct label?




Starting with a Story

Talking Together

Oliver has put a label on the crops from the garden, see if his labels are correct.

Could you make him a correct label?





Starting with a Story

Talking Together

Oliver has put a label on the crops from the garden, see if his labels are correct.

Could you make him a correct label?




Starting With a Story

Talking Together

Oliver has put a label on the crops from the garden, see if his labels are correct.

Could you make him a correct label?

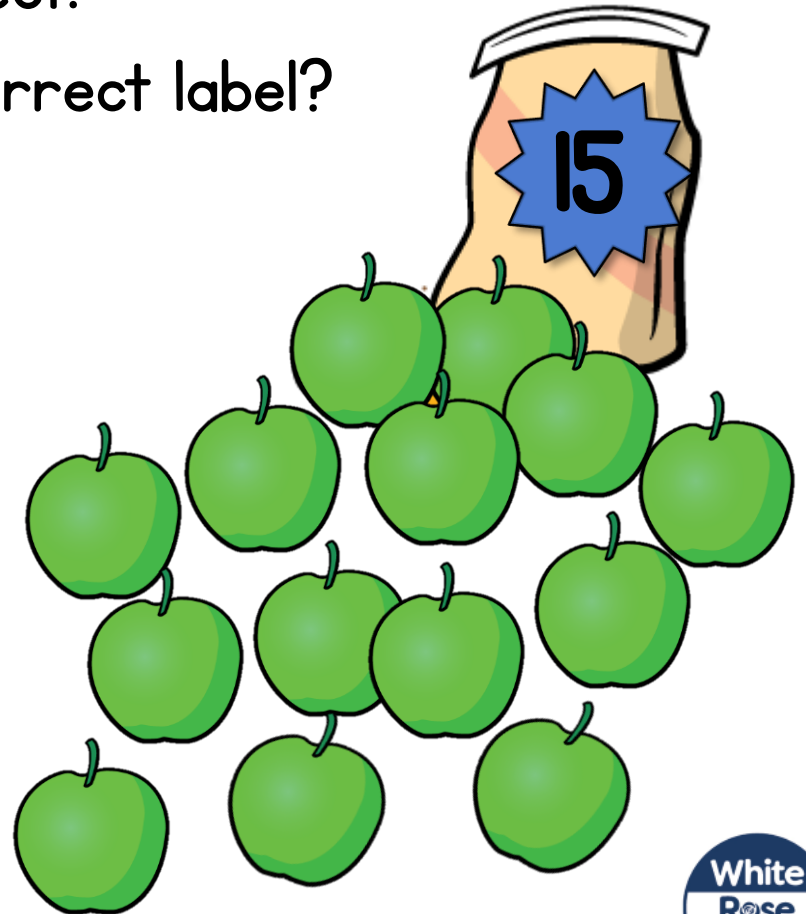



Starting with a Story

Talking Together









Oliver has put a label on the crops from the garden, see if his labels are correct.

Could you make him a correct label?



Starting With a Story

Talking Together

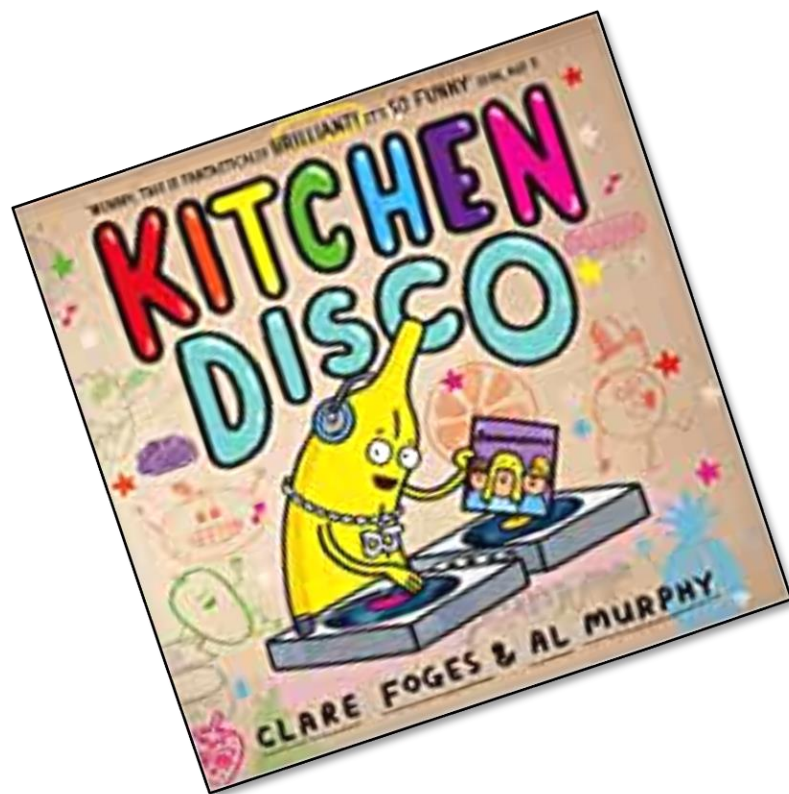




Kitchen Disco!

What would you do if
all the fruit and veg
in your house came
alive at night?
Have a kitchen disco!

Starting with a Story



Talking Together

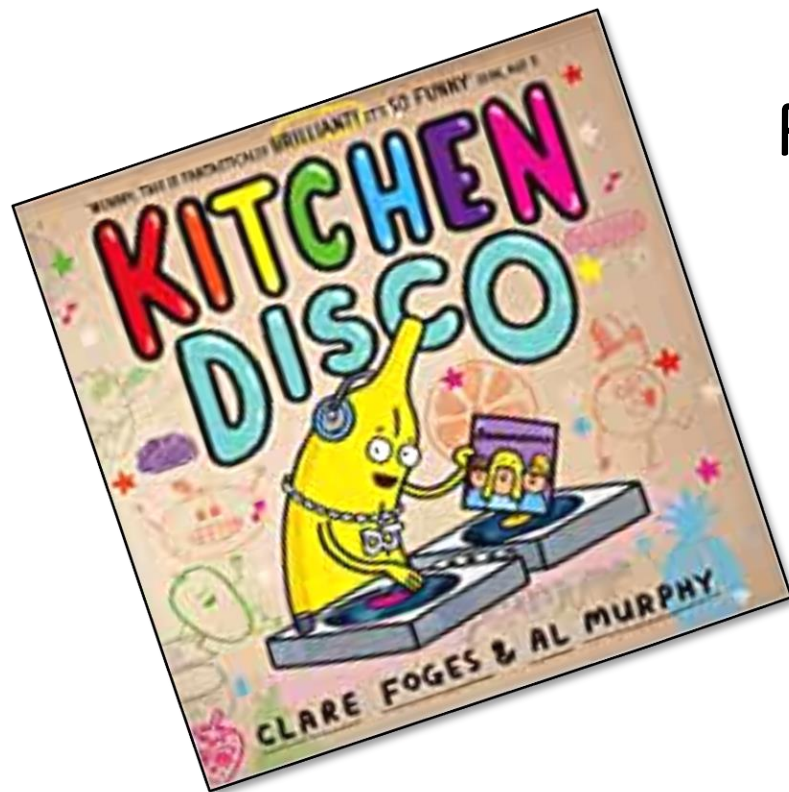
Time to have your
very own kitchen disco

Who will you invite to your
disco party!

You are going to be the DJ like DJ
banana.

What songs will be on your playlist?
Make a numbered list 1st 2nd 3rd 4th 5th.
Let us know your top tunes to kitchen
disco to!

Starting with a Story



Talking Together

Pick out fruit from your fruit bowl and give each of them a move like in the story!

“Shake it like a mango

Party like a pear

Wiggle like an apple and dance like you don't care!


It's called the kitchen disco and everyone's invited. So move your hips and shake your pips and let's get all excited!”



Milkshake doubles

Oliver was going to make
himself a milkshake
but now his friend has
come too!

Can you double the
amount of ingredients
so they
both can have
one?



Oliver's Milkshake

2 cups milk

3 bananas

4 strawberries

10 blueberries

4 scoops of ice-cream

Blend together


5 squirts of squirty
cream

1 cherry on top

New double Milkshake




Oliver's Milkshake!



Tricky Problem

What would the recipe say if
another 2 friends came?

Oliver's Milkshake!



Make your own milkshakes just like Oliver.

Pick your favourite fruit or fruits to make a frothy fantastic drink! You will need a grown up to help with the blender. Remember to count out your ingredients!



Veggie measurements!

Time for a vegetable investigation.

Use your chosen veg to measure the items in your house!

Starting With a Story


Talking Together

Job one, pick your vegetable (Carrots are good).

2. Pencil and paper ready.

3. Get measuring

4. Note down how many units (Carrots) high and long the items are.



Suggestions

Your bed

Your table

Your door

Your bookcase

Your television



Have fun noting down and let us know what you have used!