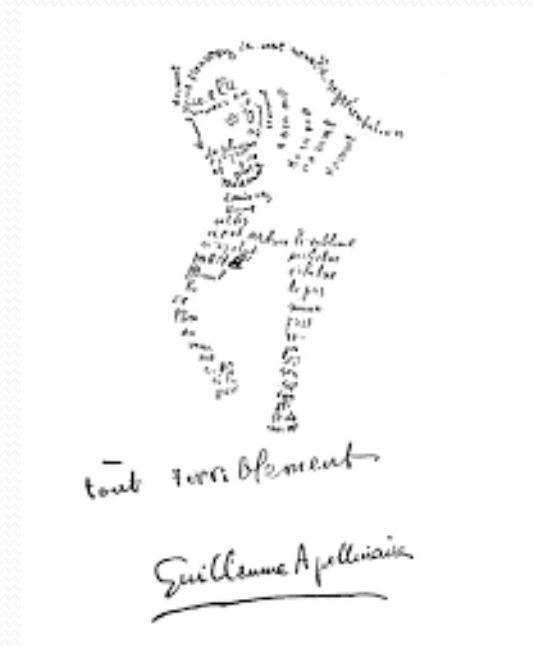




Tuesday 20th October 2020

AIM: to understand that the layout of a poem can contribute to its meaning.





For today's poetry lesson we will be creating our own concrete poem!

Concrete poems are Art and Poetry rolled into one!


As we have been writing our own versions on the poem 'Windrush Child' by John Agard for Black History Month and are now experts on the Empire Windrush, we are now going to craft all our facts and knowledge into the shape of our topic!

How to make a concrete poem

First,

Mind map words or phrases that describe the Windrush.



- Like this -



Next,

Use a **pencil** and lightly draw an outline of the Empire Windrush on a blank piece of paper. Make it big but simple!

Here are some pictures you may like to copy.



Last,

With a **handwriting pen**, write over the pencil lines using all of the words and phrases from your mind map. You can keep repeating the words until all of the pencil lines have been filled in.

Look at these examples for inspiration!
I can't wait to see them.

